

Grease Management System FSS & FSP

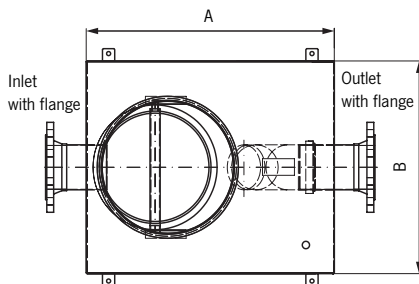
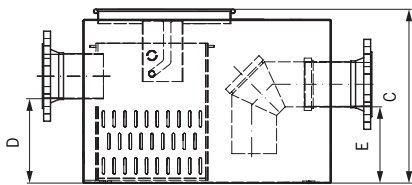
FSS Grease Trap Technical data

Product dimensions of Stainless Steel version - AISI 316L

Model Ref	Part No.	A [mm]	B [mm]	C [mm]	D [mm]	E [mm]	Dry Weight [kg]	Inlet dia [mm]	Outlet dia [mm]	Meals per day
FSS50	411276	810	520	425	261	186	51	DN100	DN100	0-50
FSS150	411277	960	660	525	361	286	65	DN100	DN100	50-150
FSS250	411278	1130	660	525	361	286	81,5	DN100	DN100	150-250

Minimum clear distance above top of grease trap required for service access

Model Ref	Total clear height*
FSS50	760
FSS150	900
FSS250	900



NOTE: *
Total clear height requirement
for grease trap and sediment
bucket removal

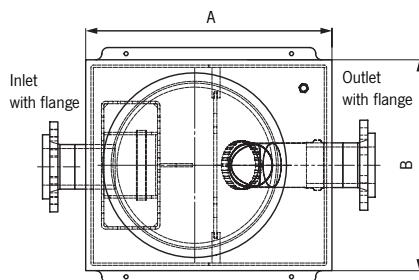
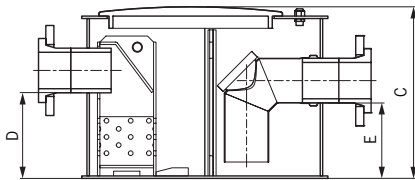
FSP Grease Trap Technical data

Product dimensions of Plastic version - PE-HD

Model Ref	Part No.	A [mm]	B [mm]	C [mm]	D [mm]	E [mm]	Dry Weight [kg]	Inlet dia [mm]	Outlet dia [mm]	Meals per day
FSP50	411273	824	520	400	260	186	51	DN100	DN100	0-50
FSP150	411274	974	660	500	354	286	65	DN100	DN100	50-150
FSP250	411275	1144	740	500	352	286	81,5	DN100	DN100	150-250

Minimum clear distance above top of grease trap required for service access

Model Ref	Total clear height*
FSP50	760
FSP150	900
FSP250	900



NOTE: *
Total clear height requirement
for grease trap and sediment
bucket removal